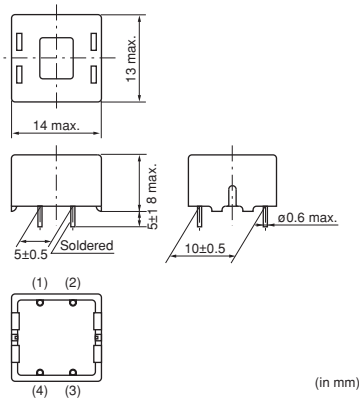


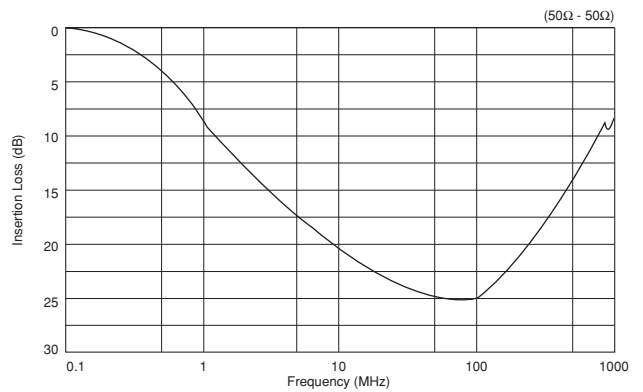
# Leaded Common Mode Choke Coil

## PLT09H Series

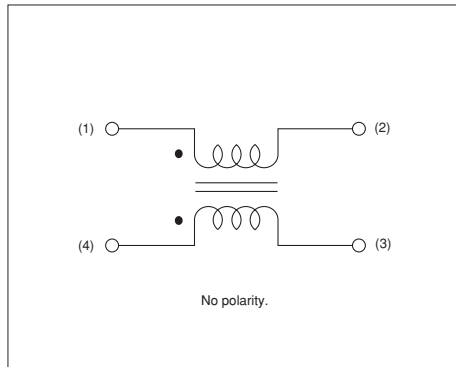
### ■ Dimensions



### ■ Insertion Loss Characteristics



### ■ Equivalent Circuit



### ■ Packaging

Code	Packaging	Minimum Quantity
B	Box	100

### ■ Rated Value (□: packaging code)

Part Number	Inductance	Rated Current	Rated Voltage	Withstand Voltage
PLT09HN2003R0P1□	20μH min.	3A	50Vdc	125Vdc

Operating Temperature Range: -40 to +85°C

### ■ ⚠ Caution/Notice

#### ⚠ Caution (Rating)

Do not use products beyond the rated current and rated voltage as this may create excessive heat and deteriorate the insulation resistance.

#### Notice

Solderability of Tin plating termination chip might be deteriorated when low temperature soldering profile where peak solder temperature is below the Tin melting point is used. Please confirm the solderability of Tin plating termination chip before use.

● This data sheet is applied for Lead Common Mode Choke Coils used for General Electronics equipment for your design.

#### ⚠ Note:

1. This datasheet is downloaded from the website of Murata Manufacturing co., ltd. Therefore, it's specifications are subject to change or our products in it may be discontinued without advance notice. Please check with our sales representatives or product engineers before ordering.
2. This datasheet has only typical specifications because there is no space for detailed specifications. Therefore, please approve our product specifications or transact the approval sheet for product specifications before ordering.